


Kentucky State Board of Elections

August 14, 2025

GOVERNOR'S LOCAL ISSUES CONFERENCE

The Cost of Elections for Counties and The State Board of Elections


2024 Primary and General Presidential Election



Kentucky State Board of Elections

Division of Election Administration in Kentucky

- ❑ State Board of Elections – Independent agency that administers federal and state election laws and disperses pass-through finances to County Clerks and Fiscal Courts for the administration of elections.
- ❑ County Clerks and County Boards of Election – Conduct local elections, oversight and inspection of voting machines, training of local election officers, public outreach, and direct interaction with voters.
- ❑ Secretary of State – Chief Election Official/SBE Chair
- ❑ Kentucky Registry of Election Finance – Independent agency that administers campaign finance laws.



Kentucky State Board of Elections

SBE In-House Electronic Services Assisting County Clerk's Offices

- ❑ Voter Registration System (VRS) – Electronic Election Management System provided by SBE to 120 counties to manage voters
- ❑ Online Voter Registration (OVR) – Online voter registration portal for citizens
- ❑ Electronic Transmission System (ETS) – Online portal for military/overseas citizens to register to vote, as, well as, request and receive absentee ballots
- ❑ Voter Information Center (VIC) – Website where voters can check their registration and absentee ballot status in real-time
- ❑ Election Night Reporting (ENR) – Statewide repository of unofficial election-night results received directly from counties and posted for the public/media
- ❑ Absentee Ballot Request Portal (ABR) – Secure website used by voters to submit a mail-in absentee ballot request directly to their County Clerk



Kentucky State Board of Elections

Voter Registration System

VRS SBE Utilities | Voter Management | Applications | Street Assignments | Declinations | Provisional Voters | Tools | Default county: Statewide | 44A Online: 0

Search SSN Last name First name Birth date Precinct Voter ID Driver's License County Statewide Search Applications 18

News Manage voters

Close Detailed Search New voter Print Screen Print Table Print 5160s Print SBE01 Sort Table By: None

Detail Search

Last Name First Name Middle Name DOB Sex City code School board Party

Voter ID DLN House No. Street Name City Zip code County Precinct

SSN SSN Last 4 Search Reset Limit Results to: Permanent Assistance: Show: Inactive: Xcode1: Xcode2: Xcode3: Xcode4: Report Excel Close

Last Name	First Name	Middle Name	Suffix	Birth date	Party	Street #	Address	City	Zip	County	Prec #	Precinct	Town	School	Source
-----------	------------	-------------	--------	------------	-------	----------	---------	------	-----	--------	--------	----------	------	--------	--------

All 120 Counties across the Commonwealth use the VRS System daily.



Kentucky State Board of Elections

Publicly Accessible Websites

**Absentee Request Portal**

Online Absentee Request: for 2023 Washington County Local Option Election.

Welcome Eligibility Identification Address Review

Important Information: The Portal is Now Closed.
To find out where in your county to vote ON Election Day click [HERE](#).
To apply for an Absentee ballot click the "Next" button below.

NOTE: Only those who live in the F101 Precinct in Washington County may vote in this election.
If you are unsure of your precinct, you can find it here: [Voter Information Center](#)

Back Next

© 2023 - Kentucky State Board of Elections

**Online Voter Registration**

Online Voter Registration

Welcome Eligibility Identification Political Party Address Review



Welcome to the Commonwealth of Kentucky's Online Voter Registration.
You may use this system to: 1) Register to vote in Kentucky or 2) Update your current registration record.

Important Information:
Required information will be marked with an asterisk (*).
For a new registration, you are not officially registered to vote until the electronic application is approved by your county clerk. For a change to an existing registration, your information will not be changed until the electronic application is approved by your county clerk.
If your registration application is accepted, the county clerk will send you confirmation, by mail, of your registration/change and notify you of your polling location.

Privacy Information:
Your application may be subject to public inspection or copying pursuant to the Kentucky Open Records Act, KRS 61.870 to 61.884, and KRS 116.095. However, your electronic mail address and social security number are exempt from disclosure.

Back Next

© 2023 - Kentucky State Board of Elections

**Election Night Reporting**

Home Statewide Results Results By County Auto-Refresh

May 16, 2023
2023 Primary Election

Last Updated: 7/7/2023 4:04:52 PM

Counties Finished Reporting: 120 / 120
Partial Complete Selected
County: STATEWIDE

SECRETARY OF STATE	AUDITOR OF PUBLIC ACCOUNTS	STATE TREASURER	COMMISSIONER OF AGRICULTURE	COMMISSIONER OF AGRICULTURE
Michael ADAMS 171,391 Stephen L. KNIPPER 70,991	Allison BALL 190,761 Derek PETTEYS 72,589	Mark H. METCALF 135,451 Andrew COOPERRIDER 77,373	Sierra J. ENLOW 103,232 Mikael MALONE 72,478	Jonathan SHELL 148,170 Richard HEATH 114,368

STATEWIDE RESULTS
All Contests Democratic Republican Specials


GOVERNOR and LIEUTENANT GOVERNOR

CANDIDATE NAME	PARTY	ABSENTEE	TOTAL VOTES	%
Andy BESHEAR	DEM	37,146	176,589	91%
Geoffrey M. "Geoff" YOUNG	DEM	1,404	9,865	5%
Peppy MARTIN	DEM	1,034	6,913	4%
Contest Total			193,367	

GOVERNOR and LIEUTENANT GOVERNOR

CANDIDATE NAME	PARTY	ABSENTEE	TOTAL VOTES	%
Daniel CAMERON	REP	21,176	144,576	48%
Ryan QUARLES	REP	12,948	65,718	22%

KY Agencies | KY Services | myKentucky.gov | Search Kentucky.gov

**Kentucky State Board of Elections**

Voter Information Center Home County Clerk Information

Check your voter record and Absentee Ballot status here.

This site will verify your voter record and if you have requested an Absentee Ballot.
NOTE: If multiple voters were found, then add SSN Last 4 and please try again.

Required information*

First Name: * Legal First Name

Last Name: * Last Name

Date of Birth: * MM-DD-YYYY


SSN Last 4: * XXXX

Submit

DISCLAIMER: The information provided on this page was provided by you, the voter. If the information appears to be incorrect or there is an error, please visit [GoVoteKY.com](#) to update your registration OR contact your [County Clerk](#).

Privacy | Disclaimer | Individuals with Disabilities

Copyright © 2016 Commonwealth of Kentucky
All rights reserved.





Kentucky State Board of Elections


SBE Costs Associated with Elections

	FY25	FY24	FY23	FY22	FY21
General Administration and Support Allotment	\$2,515,300	\$2,140,200	\$2,089,500	\$1,725,600	\$2,594,300

	FY25	FY24	FY23	FY22	FY21
General Funding for Statutory Requirements	\$3,481,400	\$3,615,000	\$3,664,900	\$1,786,900	\$3,610,900

	FY2510	FY24	FY23	FY22	FY21
Federal Funding	\$1,164,000	\$1,194,100	\$3,251,600	\$3,354,600	\$10,159,500

	FY25	FY24	FY23	FY22	FY21
Total Agency Expenditures	\$7,160,700	\$6,949,300	\$9,006,000	\$6,867,100	\$16,364,700




Kentucky State Board of Elections

SBE Election Administration

SBE acts as a Pass-through for Counties
to Receive Statutorily Mandated Election Funds

- ❑ KRS 117.345: \$255 per precinct for “the cost of any election”
 - ❑ SBE was allotted \$1,883,000 to distribute to 120 counties during the last biennial budget
- ❑ KRS 117.343: \$0.50 per registered voter in the county per year “for the cost of employing office personnel necessary for the conduct of elections, including the registration and purgation of voters in the county”
- ❑ KRS 116.145: \$0.25 registration fee “for each person registered”
 - ❑ SBE was allotted \$1,717,800 to be distributed to 120 counties to comply with KRS 117.343 and KRS 116.145 during the last biennial budget




Kentucky State Board of Elections

Why are the Cost of Elections Important to County or Consolidated Governments?

117.345 Cost of elections -- Payment.

- (1) The cost of all elections held in any county shall be allowed by the fiscal court or legislative body of any urban-county government, charter county, consolidated local government, or unified local government and paid by the county treasurer, except as otherwise provided by law.

Counties are responsible for election expenses.



Kentucky State Board of Elections

Some of the Costs

Equipment, Supplies, Staffing, and other Services






Kentucky State Board of Elections

County Election Expense Worksheet

ELECTION EXPENSES FOR PRIMARY 2024 AND GENERAL 2024

*PLEASE COMPLETE YELLOW BOXES			
COUNTY:			
PERSON SUBMITTING:			
ELECTION EXPENSES:			
	P2024	G2024	PRESIDENTIAL YEAR TOTAL
ELECTION OFFICER PAYROLL (EARLY AND ELECTION DAY)	\$ -	\$ -	\$ -
VOTING MACHINE VENDOR FEE (ES&S OR HARP ENTERPRISES)	\$ -	\$ -	\$ -
E-POLL BOOK EXPENSES (ES&S, KNOWINK, OR TENEX)	\$ -	\$ -	\$ -
TRANSPORTATION OF EQUIPMENT EXPENSE	\$ -	\$ -	\$ -
FACILITY RENTAL FEES	\$ -	\$ -	\$ -
ADVERTISING OF ELECTIONS	\$ -	\$ -	\$ -
ADVERTISING OF BALLOT	\$ -	\$ -	\$ -
ADVERTISING OF PUBLIC NOTICES (INSPECTION, ETC...)	\$ -	\$ -	\$ -
	\$ -	\$ -	\$ -
OTHER ELECTION SUPPLIES (NOT INCLUDED IN VENDOR BILLING)	\$ -	\$ -	\$ -
BALLOT PRINTING	\$ -	\$ -	\$ -
ENVELOPES	\$ -	\$ -	\$ -
BALLOT POSTAGE	\$ -	\$ -	\$ -
SECURITY EXPENSE	\$ -	\$ -	\$ -
VIDEO SURVEILLANCE	\$ -	\$ -	\$ -
POWER ADAPTERS AND EXTENSION CHORDS	\$ -	\$ -	\$ -
TONERS, CARTRIDGES, AND DRUMS	\$ -	\$ -	\$ -
POSTERS AND MARKETING EXPENSES	\$ -	\$ -	\$ -
WIFI/ DATA EXPENSES FOR E-POLL BOOKS (AT&T, VERIZON, ETC...)	\$ -	\$ -	\$ -
PORTABLE POTTIES	\$ -	\$ -	\$ -
TRAINING MANUAL EXPENSES	\$ -	\$ -	\$ -
TRAVEL EXPENSES FOR STAFF	\$ -	\$ -	\$ -
OFFICE SUPPLIES (TAPE, PENS, ETC...)	\$ -	\$ -	\$ -
BOARD OF ELECTION PAYROLL	\$ -	\$ -	\$ -
STAFF OVERTIME	\$ -	\$ -	\$ -
OTHER EXPENSES (PLEASE LIST):	\$ -	\$ -	\$ -
OTHER EXPENSES (PLEASE LIST):	\$ -	\$ -	\$ -
OTHER EXPENSES (PLEASE LIST):	\$ -	\$ -	\$ -
OTHER EXPENSES (PLEASE LIST):	\$ -	\$ -	\$ -
OTHER EXPENSES (PLEASE LIST):	\$ -	\$ -	\$ -
OTHER EXPENSES (PLEASE LIST):	\$ -	\$ -	\$ -
GRAND TOTALS	\$ -	\$ -	\$ -



Kentucky State Board of Elections

2024 County Election Expense Survey

- 72 Counties Responded using data collected from the County Clerk's and County Treasurers
- This group represented 2355 Precincts out of 3221 Total Precincts Voting in the 2024 Primary and General Elections (73.1%)
- These 72 counties also account for 2,671,764 Registered Voters (80.1% of the Commonwealth's total registered voter)

Adair	Cumberland	Lewis	Nicholas
Barren	Daviess	Lincoln	Oldham
Bell	Fayette	Livingston	Owen
Boone	Franklin	Logan	Perry
Bourbon	Gallatin	Lyon	Pike
Boyd	Graves	Madison	Powell
Boyle	Greenup	Magoffin	Pulaski
Bracken	Hardin	Marion	Rowan
Butler	Harlan	Marshall	Scott
Caldwell	Hart	Mason	Simpson
Calloway	Henderson	McCracken	Spencer
Campbell	Henry	Meade	Taylor
Carlisle	Hickman	Mercer	Trigg
Carroll	Jefferson	Metcalfe	Trimble
Christian	Jessamine	Monroe	Union
Clark	Kenton	Montgomery	Warren
Clay	Laurel	Morgan	Washington
Crittenden	Leslie	Nelson	Woodford

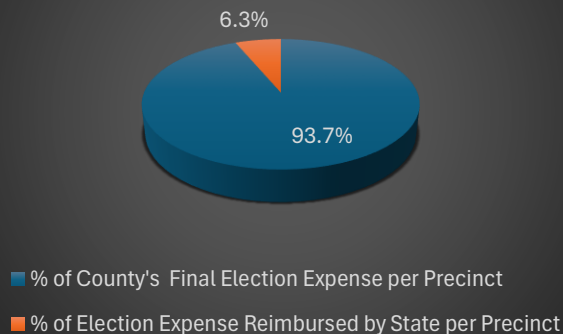


Kentucky State Board of Elections

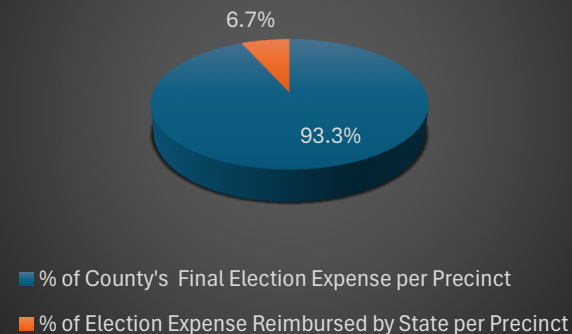
Costs for Counties in 2024 Primary and General Elections

Information Based on 72 Counties' Election Expense	Primary 2024	General 2024
State-wide Average Cost per Precinct	\$ 4,033.14	\$ 3,779.37
State Reimbursement per Precinct	\$ 255.00	\$ 255.00
County Average Cost per Precinct	\$ 3,778.14	\$ 3,524.37
% of County's Final Election Expense per Precinct	93.7%	93.3%
% of Election Expense Reimbursed by State per Precinct	6.3%	6.7%
State-wide Average Cost per Registered Voter	\$ 3.55	\$ 3.33


Primary 2024 Allocated
Final Election Costs



General 2024 Allocated
Final Election Costs




* Amounts do not reflect daily election administration costs.



Kentucky State Board of Elections

Daviess County Expenses


ELECTION EXPENSES:	P2024	G2024	PRESIDENTIAL YEAR TOTAL
ELECTION OFFICER PAYROLL (EARLY AND ELECTION DAY)	\$ 52,717.00	\$ 59,401.00	\$ 112,118.00
VOTING MACHINE VENDOR FEE (ES&S OR HARP ENTERPRISES)	\$ 25,725.00	\$ 26,100.94	\$ 51,825.94
E-POLL BOOK EXPENSES (ES&S, KNOWINK, OR TENEX)	\$ 6,075.00	\$ 6,075.00	\$ 12,150.00
TRANSPORTATION OF EQUIPMENT EXPENSE	\$ 2,496.21	\$ -	\$ 2,496.21
FACILITY RENTAL FEES	\$ 9,210.00	\$ 8,700.00	\$ 17,910.00
ADVERTISING OF ELECTIONS	\$ 3,847.94	\$ 6,372.00	\$ 10,219.94
ADVERTISING OF BALLOT			\$ -
ADVERTISING OF PUBLIC NOTICES (INSPECTION, ETC...)	\$ -	\$ -	\$ -
	\$ -	\$ -	\$ -
OTHER ELECTION SUPPLIES (NOT INCLUDED IN VENDOR BILLING)	\$ -	\$ -	\$ -
BALLOT PRINTING	\$ 3,622.50	\$ 6,825.00	\$ 10,447.50
ENVELOPES	\$ 2,192.00	\$ 1,752.51	\$ 3,944.51
BALLOT POSTAGE	\$ 1,207.00	\$ 5,528.00	\$ 6,735.00
SECURITY EXPENSE	\$ -	\$ -	\$ -
VIDEO SURVEILLANCE	\$ -	\$ -	\$ -
POWER ADAPTERS AND EXTENSION CHORDS	\$ 206.35	\$ -	\$ 206.35
TONERS, CARTRIDGES, AND DRUMS	\$ 12,210.00	\$ 935.30	\$ 13,145.30
POSTERS AND MARKETING EXPENSES	\$ 113.00	\$ 1,594.80	\$ 1,707.80
WIFI/ DATA EXPENSES FOR E-POLL BOOKS (AT&T, VERIZON, ETC...)	\$ -	\$ -	\$ -
PORTABLE POTTIES	\$ -	\$ -	\$ -
TRAINING MANUAL EXPENSES	\$ 1,110.00	\$ 1,110.00	\$ 2,220.00
TRAVEL EXPENSES FOR STAFF	\$ -	\$ -	\$ -
OFFICE SUPPLIES (TAPE, PENS, ETC...)	\$ 808.54	\$ 1,264.07	\$ 2,072.61
BOARD OF ELECTION PAYROLL	\$ 7,200.00	\$ 7,200.00	\$ 14,400.00
STAFF OVERTIME	\$ 7,294.00	\$ 7,950.00	\$ 15,244.00
HAND TRUCKS/DOLLIES	\$ 2,730.00	\$ 829.38	\$ 3,559.38
PORTABLE DISABLED PARKING SIGNS	\$ 1,466.55	\$ 829.38	\$ 2,295.93
VOTER REGISTRATION PROCESSING POST CARDS	\$ 719.08	\$ 1,390.31	\$ 2,109.39
NEW VOTING EQUIPMENT	\$ -	\$ 44,980.00	\$ 44,980.00
LARGE PLASTIC TOTES ON WHEELS TO TRANSPORT LINE QUES	\$ -	\$ 2,101.07	\$ 2,101.07
OTHER EXPENSES (PLEASE LIST):	\$ -	\$ -	\$ -
GRAND TOTALS	\$ 140,950.17	\$ 190,938.76	\$ 331,888.93



Kentucky State Board of Elections

Smaller County Expenses

ELECTION EXPENSES:	P2024	G2024	PRESIDENTIAL YEAR TOTAL
ELECTION OFFICER PAYROLL (EARLY AND ELECTION DAY)	\$ 4,975.00	\$ 4,935.00	\$ 9,910.00
VOTING MACHINE VENDOR FEE (ES&S OR HARP ENTERPRISES)	\$ 7,836.00	\$ 27,893.00	\$ 35,729.00
E-POLL BOOK EXPENSES (ES&S, KNOWINK, OR TENEX)	\$ 2,090.00	\$ -	\$ 2,090.00
TRANSPORTATION OF EQUIPMENT EXPENSE	\$ -	\$ -	\$ -
FACILITY RENTAL FEES	\$ -	\$ -	\$ -
ADVERTISING OF ELECTIONS	\$ 361.25	\$ 392.50	\$ 753.75
ADVERTISING OF BALLOT	\$ 361.25	\$ 392.50	\$ 753.75
ADVERTISING OF PUBLIC NOTICES (INSPECTION, ETC...)	\$ -	\$ -	\$ -
	\$ -	\$ -	\$ -
OTHER ELECTION SUPPLIES (NOT INCLUDED IN VENDOR BILLING)	\$ -	\$ -	\$ -
BALLOT PRINTING	\$ -	\$ -	\$ -
ENVELOPES	\$ -	\$ -	\$ -
BALLOT POSTAGE	\$ 132.00	\$ 691.00	\$ 823.00
SECURITY EXPENSE	\$ -	\$ -	\$ -
VIDEO SURVEILLANCE	\$ -	\$ -	\$ -
POWER ADAPTERS AND EXTENSION CHORDS	\$ -	\$ -	\$ -
TONERS, CARTRIDGES, AND DRUMS	\$ -	\$ -	\$ -
POSTERS AND MARKETING EXPENSES	\$ -	\$ -	\$ -
WIFI/ DATA EXPENSES FOR E-POLL BOOKS (AT&T, VERIZON, ETC...)	\$ -	\$ -	\$ -
PORTABLE POTTIES	\$ -	\$ -	\$ -
TRAINING MANUAL EXPENSES	\$ -	\$ -	\$ -
TRAVEL EXPENSES FOR STAFF	\$ -	\$ -	\$ -
OFFICE SUPPLIES (TAPE, PENS, ETC...)	\$ -	\$ -	\$ -
BOARD OF ELECTION PAYROLL	\$ -	\$ -	\$ -
STAFF OVERTIME	\$ -	\$ -	\$ -
OTHER EXPENSES (PLEASE LIST):	\$ -	\$ -	\$ -
OTHER EXPENSES (PLEASE LIST):	\$ -	\$ -	\$ -
OTHER EXPENSES (PLEASE LIST):	\$ -	\$ -	\$ -
OTHER EXPENSES (PLEASE LIST):	\$ -	\$ -	\$ -
OTHER EXPENSES (PLEASE LIST):	\$ -	\$ -	\$ -
OTHER EXPENSES (PLEASE LIST):	\$ -	\$ -	\$ -
GRAND TOTALS	\$ 15,755.50	\$ 34,304.00	\$ 50,059.50



Kentucky State Board of Elections


Totals For Each County Responding

Totals for 72 Counties	
Total Election Expenses for the Primary	\$ 9,498,051.23
Total Election Expenses for the General	\$ 8,900,428.01
Total Election Expenses for 2024 Cycle	\$ 18,398,479.24

County	Total 2024 Election Cycle Cost
Adair	\$ 124,780.18
Barren	\$ 207,120.27
Bell	\$ 177,630.08
Boone	\$ 600,148.21
Bourbon	\$ 130,708.94
Boyd	\$ 316,245.86
Boyle	\$ 130,090.00
Bracken	\$ 84,905.57
Butler	\$ 94,118.76
Caldwell	\$ 92,752.27
Calloway	\$ 114,812.90
Campbell	\$ 431,857.65
Carlisle	\$ 31,803.68
Carroll	\$ 163,594.85
Christian	\$ 452,869.00
Clark	\$ 142,748.60
Clay	\$ 128,779.00
Crittenden	\$ 65,319.99
Cumberland	\$ 51,750.47
Daviess	\$ 331,888.93
Fayette	\$ 1,142,819.58
Franklin	\$ 169,973.71
Gallatin	\$ 58,564.56
Graves	\$ 115,045.40

County	Total 2024 Election Cycle Cost
Greenup	\$ 221,141.37
Hardin	\$ 274,614.21
Harlan	\$ 136,642.51
Hart	\$ 167,733.68
Henderson	\$ 212,767.85
Henry	\$ 81,664.00
Hickman	\$ 49,879.70
Jefferson	\$ 4,820,535.77
Jessamine	\$ 254,980.32
Kenton	\$ 739,223.63
Laurel	\$ 228,212.16
Leslie	\$ 116,214.23
Lewis	\$ 51,085.00
Lincoln	\$ 96,092.44
Livingston	\$ 96,740.54
Logan	\$ 170,837.54
Lyon	\$ 47,367.68
Madison	\$ 248,694.56
Magoffin	\$ 101,679.17
Marion	\$ 111,536.53
Marshall	\$ 188,165.83
Mason	\$ 104,385.39
McCracken	\$ 289,918.32
Meade	\$ 218,693.78

County	Total 2024 Election Cycle Cost
Mercer	\$ 102,232.19
Metcalfe	\$ 72,954.30
Monroe	\$ 92,757.95
Montgomery	\$ 109,896.31
Morgan	\$ 38,000.00
Nelson	\$ 154,305.05
Nicholas	\$ 50,059.50
Oldham	\$ 282,984.00
Owen	\$ 63,347.08
Perry	\$ 336,358.33
Pike	\$ 430,184.93
Powell	\$ 56,807.50
Pulaski	\$ 316,257.40
Rowan	\$ 102,104.27
Scott	\$ 241,192.65
Simpson	\$ 89,265.20
Spencer	\$ 252,404.66
Taylor	\$ 102,882.00
Trigg	\$ 66,251.66
Trimble	\$ 179,708.34
Union	\$ 106,311.42
Warren	\$ 437,712.39
Washington	\$ 55,027.00
Woodford	\$ 270,340.44




Kentucky State Board of Elections

KY County-level Election Administration

Duties that fall on County Clerks and County Boards of Election include:

The Obvious

- ☐ Follow federal and state laws to ensure our elections are safe, accessible, and secure
- ☐ Voter registration and coding voters for the correct ballot face
- ☐ Selecting voting locations that meet all the requirements of a voting location
- ☐ Creating and approval of election plans for each election
- ☐ Staffing election offices and voting locations
- ☐ Providing voting locations with sufficient voting equipment
- ☐ Local candidate filings
- ☐ Submission of unofficial election night results
- ☐ Production of post-election reports and certifications
- ☐ Availability and accountability to voters of our counties
- ☐ Organizing and ordering supplies to ensure accurate inventory for elections
- ☐ Delivery of Election Equipment




Kentucky State Board of Elections

KY County-level Election Administration

Duties that fall on County Clerks and County Boards of Elections include:

The Not So Obvious


- ☐ Working with Fiscal Courts to ensure adequate funding
- ☐ Voting location and security oversight/planning
- ☐ Complying with DOJ requirements for ADA
- ☐ Workflow and election security management
- ☐ Responding to open records requests
- ☐ Continuous training of election laws, changes, and updates
- ☐ Publication of notices in newspapers
- ☐ Printing of ballots and other election materials such as signage
- ☐ Voting machine accuracy testing, inspections, and security
- ☐ Open and close all polling locations each day of in-person voting
- ☐ Daily documentation of election equipment during voting hours
- ☐ Secure voting materials
- ☐ Ongoing communication with our election vendors
- ☐ Annual report to receive state funding



Kentucky State Board of Elections

Shared Election Administration Objective

The State Board of Elections, County Clerks, and the County Boards of Election work to ensure secure, accurate, and accessible elections during each election cycle through the administration of federal and state election laws.



Kentucky State Board of Elections

July 19, 2023

Interim Joint Committee on General Government, Finance, Personnel, and Public Retirement

Questions?